



**PROUD
AMBASSADORS**

2024-1-SE02-KA220-YOU-000250648

User guide: How to enter And navigate within the MOOC platform

By Sensus



Funded by the European Union. Views and opinions expressed are however those of the author(s) only and do not necessarily reflect those of the European Union or Myndigheten för ungdoms- och civilsamhällsfrågor - MUCF. Neither the European Union nor the granting authority can be held responsible for them.

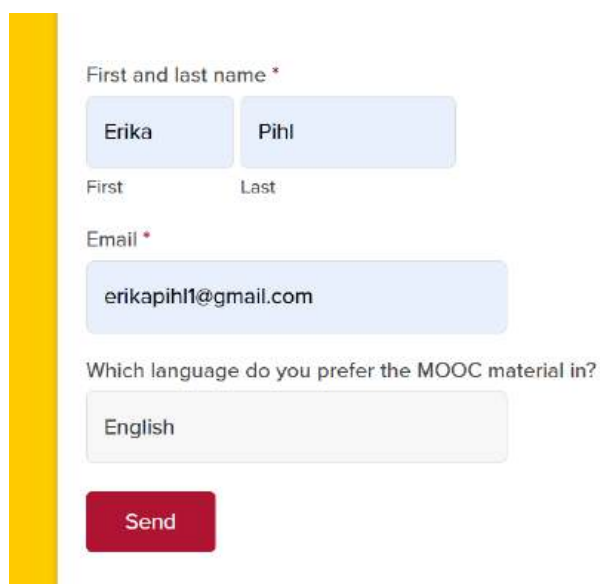
Table of Contents

1. Guide: How to access the PROUD Ambassador MOOC Platform	3
2. USERGUIDE WHEN ENTERING THE MOOC PLATFORM, BOTTOMS ETC.	4
3. HOW TO GET YOUR DIPLOMA	8

Follow the steps below to get access to the LearniFy MOOC material.

1. Guide: How to access the Proud Ambassadors MOOC Platform

1. Go to the form via this link:
<https://sensus.wufoo.com/forms/proud-ambassador-mooc-platform/>
2. Fill in your details and submit the form.



First and last name *

Erika Pihl

First Last

Email *

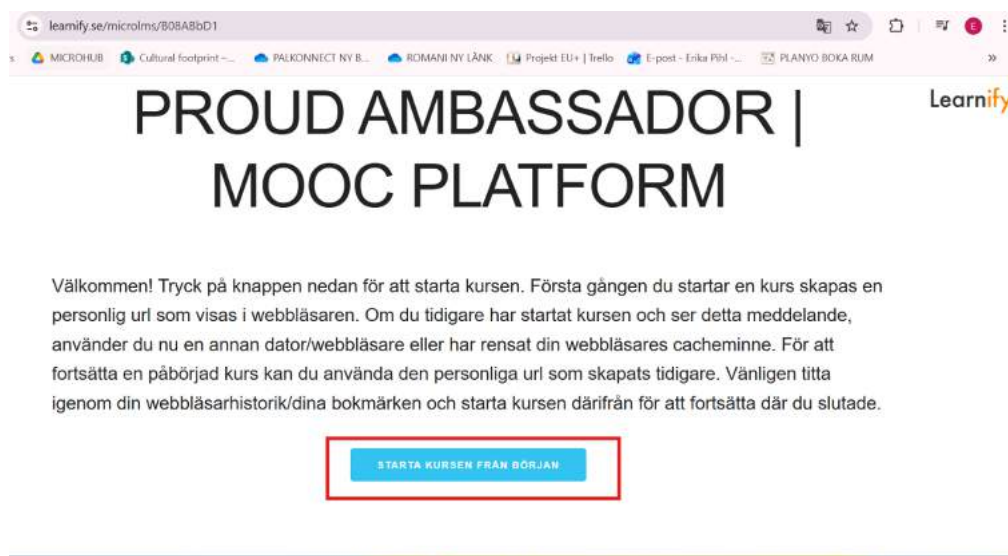
erikapihl@gmail.com

Which language do you prefer the MOOC material in?

English

Send

3. After submitting, you will get access to the course. Click **“Start the course from the beginning.” (Starta kursen från början)**



learnify.se/micro/ms/BO8ABbD1

MICROHUB Cultural footprint... PALKONNECT NY B... ROMANI NY LÄNK Projekt EU+ | Trello E-post - Erika Pihl ... PLANVO BOKA RUM

PROUD AMBASSADOR | MOOC PLATFORM

Learnify

Välkommen! Tryck på knappen nedan för att starta kursen. Första gången du startar en kurs skapas en personlig url som visas i webbläsaren. Om du tidigare har startat kursen och ser detta meddelande, använder du nu en annan dator/webbläsare eller har rensat din webbläsares cacheminne. För att fortsätta en påbörjad kurs kan du använda den personliga url som skapats tidigare. Vänligen litta igenom din webbläsarhistorik/dina bokmärken och starta kursen därifrån för att fortsätta där du slutade.

STARTA KURSEN FRÅN BÖRJAN

4. The first time you start the course, a **personal URL** will be created in your browser.

👉 Make sure to save this link by:

- **bookmarking the page, or**
- **copying and saving the URL somewhere safe, for example:**
- **Email the URL to yourself to have it accessible for different devices**

5. The next time you want to continue the course:

- Use your **saved personal URL**
- This will allow you to continue where you left off.

2. USERGUIDE WHEN ENTERING THE MOOC PLATFORM, BUTTONS ETC.

1. When entering the MOOC platform, it will look like this: This is the main MENU.

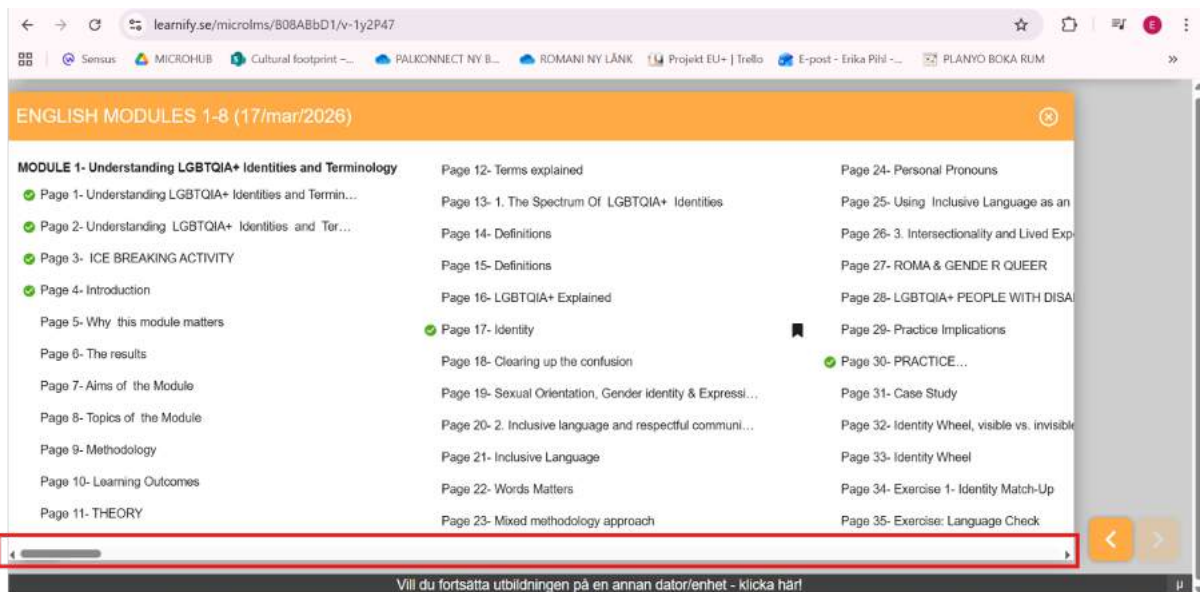


- Press on the 3 rows on the left side: Here you can see all the pages, modules, and content.
- Press on the arrow back and forward on the right side, THESE ARE THE BUTTONS to navigate

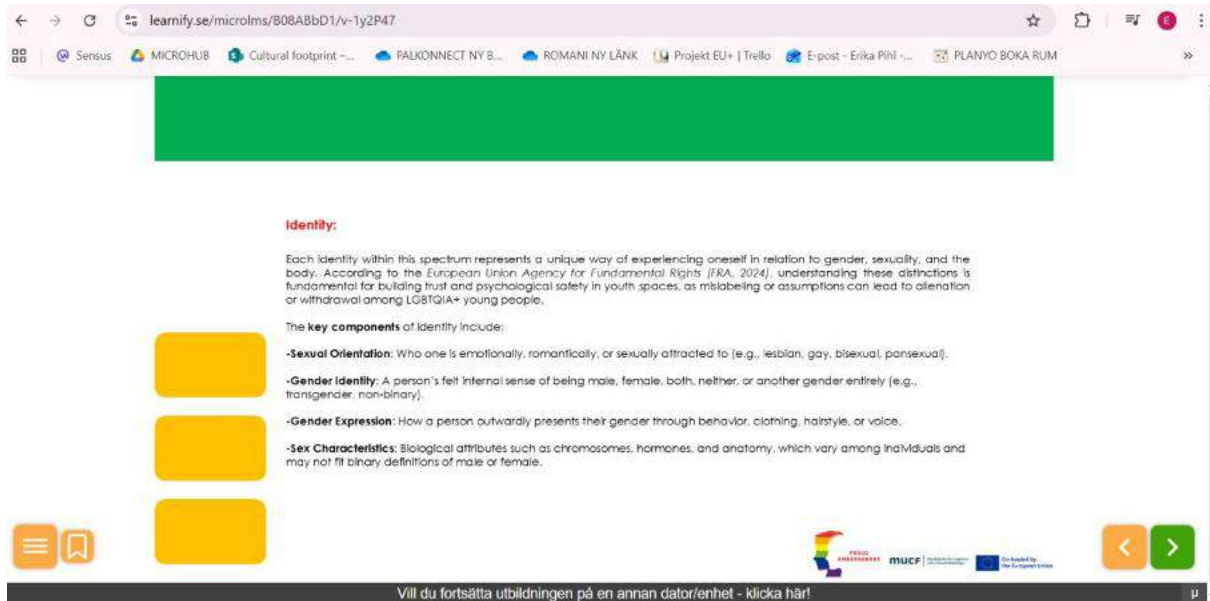


- When opening the 3 rows you will have an overlook at all the content and modules, drag the bar to the right to see all the modules. See marked area below:

You can go directly to the pages and modules you like.



Click on the arrows back and forward to move between pages.



Identity:

Each identity within this spectrum represents a unique way of experiencing oneself in relation to gender, sexuality, and the body. According to the European Union Agency for Fundamental Rights (FRA, 2024), understanding these distinctions is fundamental for building trust and psychological safety in youth spaces, as mislabeling or assumptions can lead to alienation or withdrawal among LGBTQIA+ young people.

The key components of identity include:

- Sexual Orientation:** Who one is emotionally, romantically, or sexually attracted to (e.g., lesbian, gay, bisexual, pansexual).
- Gender Identity:** A person's felt internal sense of being male, female, both, neither, or another gender entirely (e.g., transgender, non-binary).
- Gender Expression:** How a person outwardly presents their gender through behavior, clothing, hairstyle, or voice.
- Sex Characteristics:** Biological attributes such as chromosomes, hormones, and anatomy, which vary among individuals and may not fit binary definitions of male or female.

Vill du fortsätta utbildningen på en annan dator/enhet - klicka här!

Many of our exercises are quizzes: To do the quizzes, click on the boxes with the answer you think is the correct one.

The question is in bold black and the alternatives are below in different boxes, when you are done click answer. You will now see in a pop-up window if it's correct or not.

Select the correct answer

5. Italy's Law No. 164/1982 concerns:

- Marriage equality
- Healthcare rights
- Employment discrimination
- Legal gender recognition

Answer

That is not correct

Retry

If the answer is not correct, **click on RETRY.**

Select the correct answer

5. Italy's Law No. 164/1982 concerns:

- Marriage equality
- Healthcare rights
- Employment discrimination
- Legal gender recognition

Answer



That is not correct

Retry



If your answer is not correct again, press and **show the correct answer**.

Select the correct answer

5. Italy's Law No. 164/1982 concerns:

- Marriage equality
- Healthcare rights
- Employment discrimination
- Legal gender recognition

Answer



That is not correct

Retry

Show the correct answer



mucf

Myndigheten för ungdoms-
och civilsamhällesfrågor



Vill du fortsätta utbildningen på en annan dator/enhet - klicka här

The correct answer will now appear and be **marked with GREEN**.

Select the correct answer

5. Italy's Law No. 164/1982 concerns:

- Marriage equality
- Healthcare rights
- Employment discrimination
- Legal gender recognition

Correct answer is marked



mucf

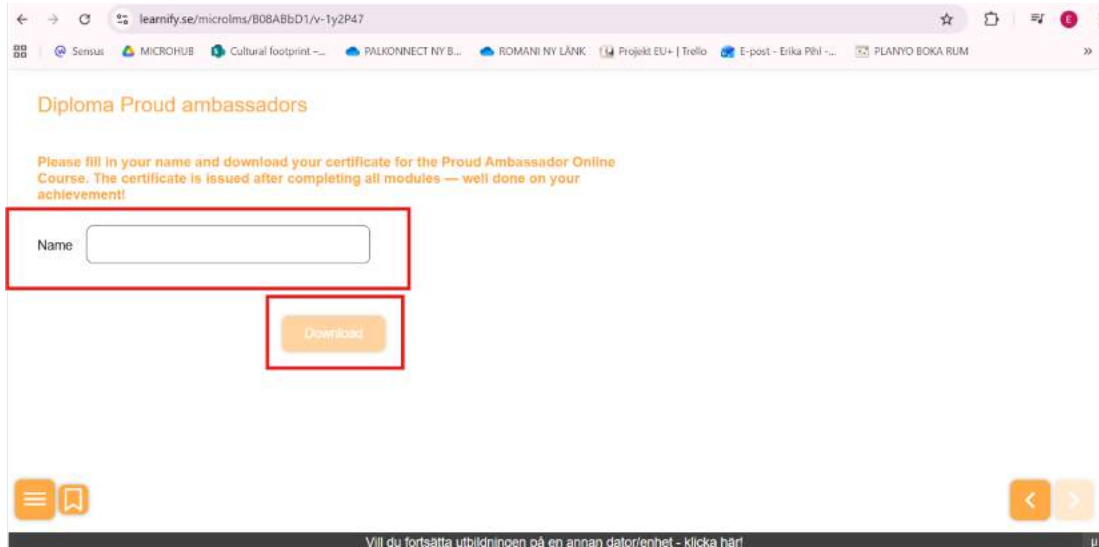
Myndigheten för ungdoms-
och civilsamhällesfrågor



3. HOW TO GET YOUR CERTIFICATE

When you are done with the modules, it's time for your diploma. **How to get your certificate:**

- The certificate is on the last page after module 8.
- Enter your name and click download; you will now get the diploma on your device.



learnify.se/microlms/B08ABbD1/v-1y2P47

Sensus MICROHUB Cultural footprint ... PALKONNECT NY B... ROMANI NY LÄNK Projekt EU+ | Trello E-post - Erika Pihl ... PLANYO BOKA RUM

Diploma Proud ambassadors

Please fill in your name and download your certificate for the Proud Ambassador Online Course. The certificate is issued after completing all modules — well done on your achievement!

Name

Download

Vill du fortsätta utbildningen på en annan dator/enhet - klicka här!

Good luck!

If you have any questions contact: erika.pihl@sensus.se



Creating Space for LGBTQIA+ Youth to Thrive